

Friends

Who is friends?

You can add other registered accounts as friends to your account.

What does adding as a friend give?

Adding as a friend gives you easier access to some of your data

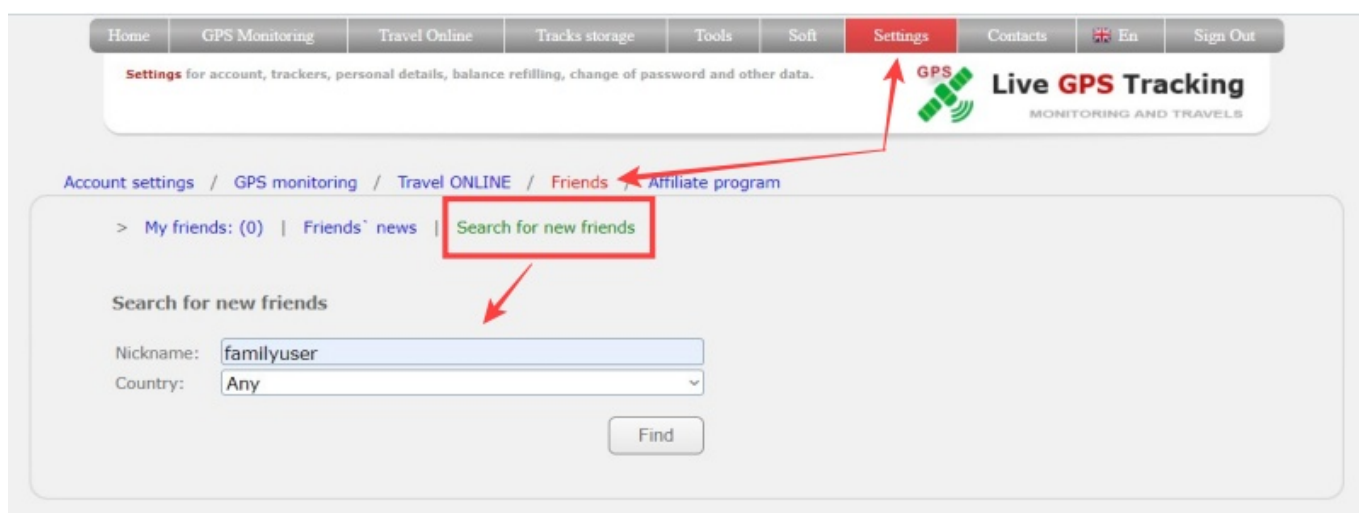
- In the GPS Monitoring section, you can give your friends access to your trackers. Or access to friend's trackers
- In the Travel Online section, you will be able to set privacy for your tracks only for your friends.

How to add a friend?

→ [Sign in](#) in to your account.

→ Go to [personal area](#) (top menu → **Settings**)

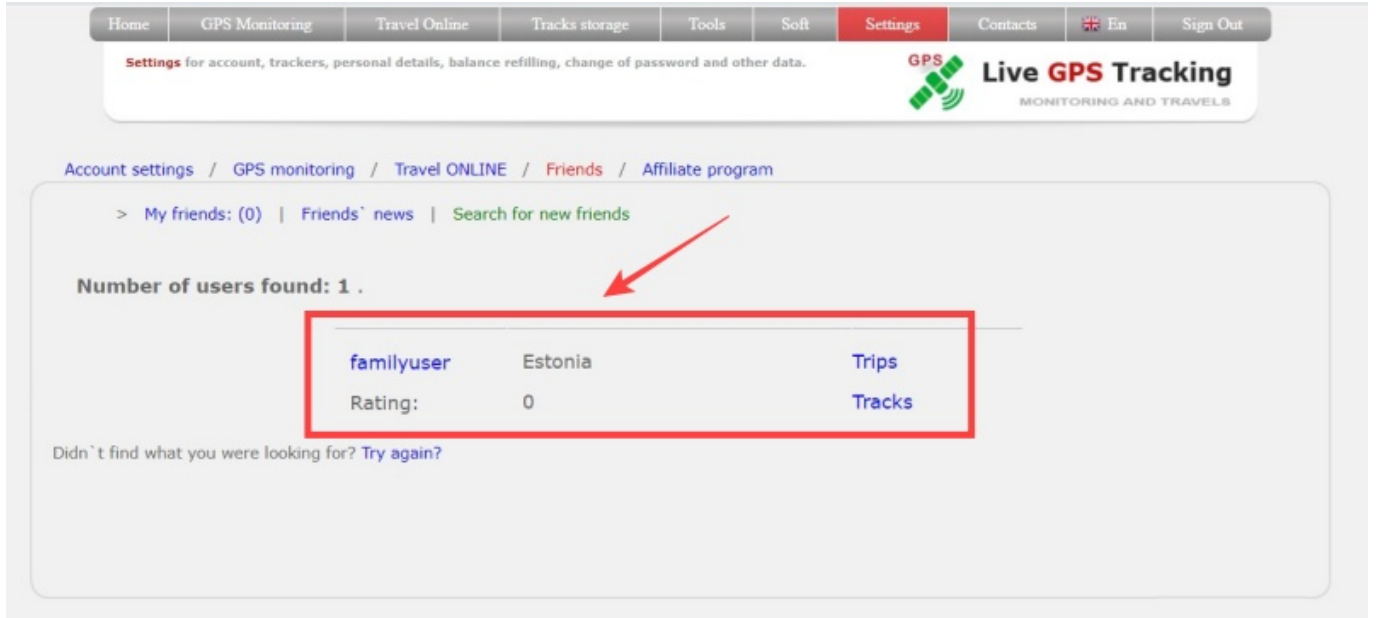
→ Go to the “**Friends**” tab and press “**Search for new friends**”



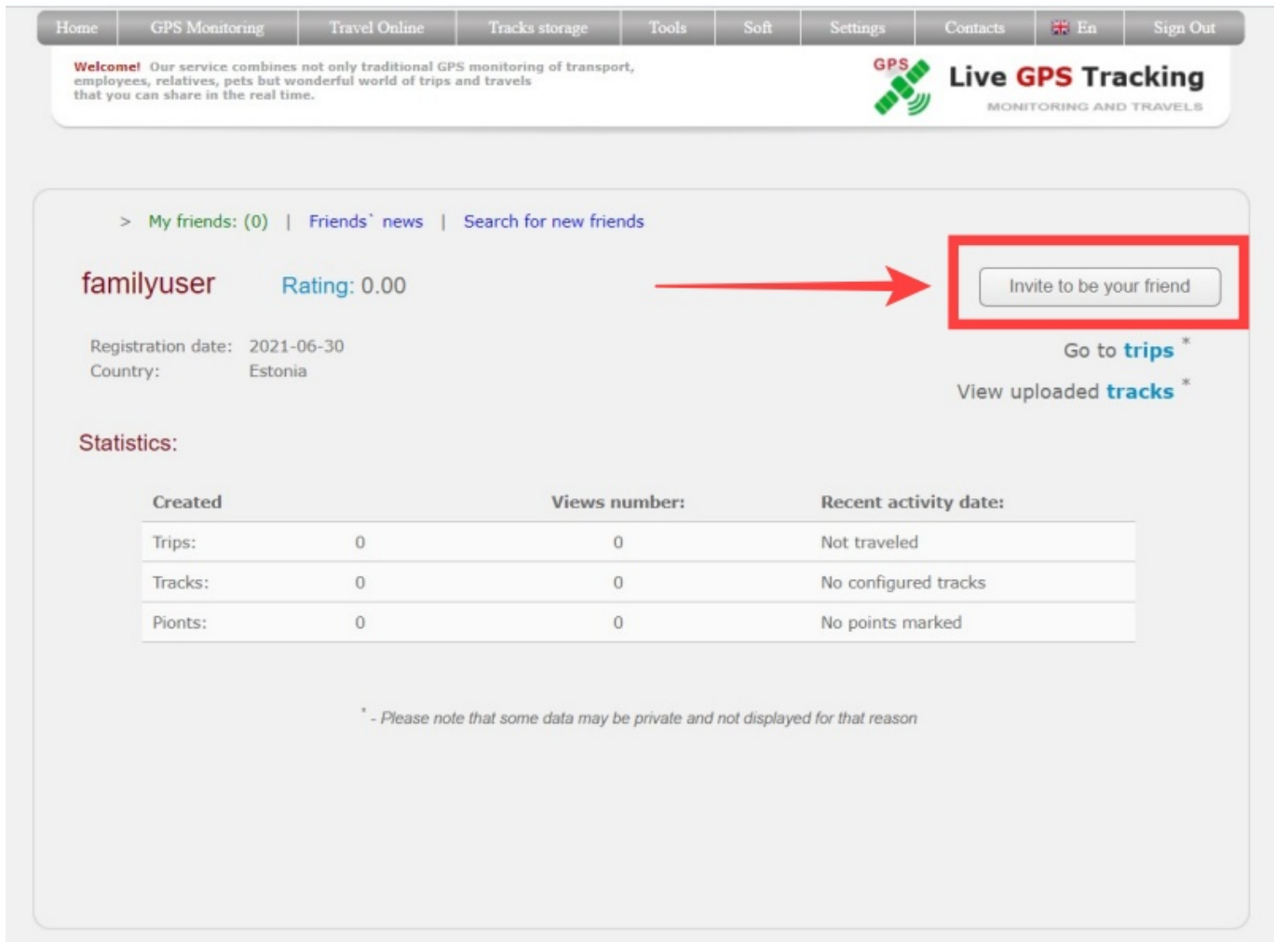
→ In the form, fill in the field “**Nickname**” friend's account login. Also you can select a country for a more precise search

→ Click the “**Find**” button

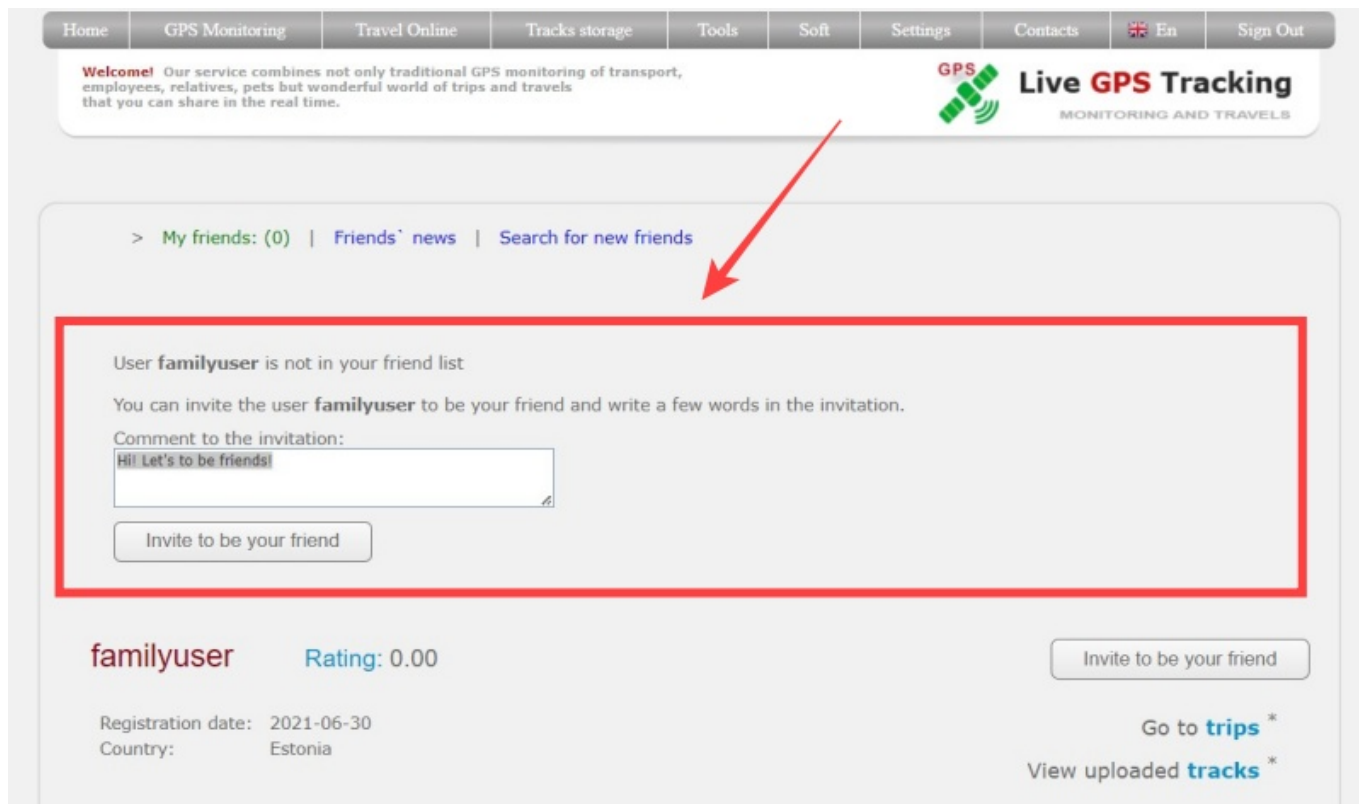
If there are users registered in the system that match the search criteria, you will see a list of them.



- Click on the username of the desired user.
- On the user's information page, send him a friend invitation (press “**Invite to be your friend**” button).

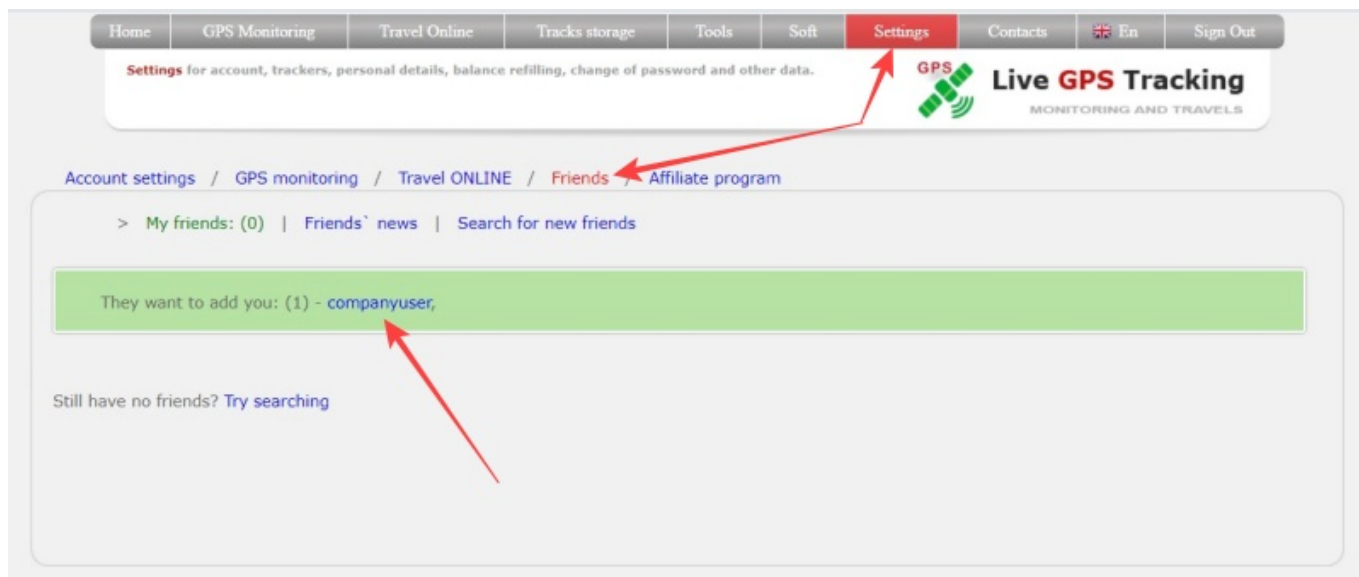


- Optionally, write an accompanying text so that the user recognizes and adds you.
- Preess “**Invite to be your friend**” button in invitation area.



How to confirm/reject invitation

- Go to [personal area](#) (top menu → **Settings**)
- Go to the “**Friends**” tab
- You will see a block “**They want to add you:**”, press on user login



- In the block you will see invitation information.
- Accept or reject invitation

The screenshot shows the 'Friends' section of the Live GPS Tracking website. At the top, there is a navigation bar with links: Home, GPS Monitoring, Travel Online, Tracks storage, Tools, Soft, **Settings** (highlighted in red), Contacts, En, and Sign Out. Below the navigation bar, a sub-header reads: 'Settings for account, trackers, personal details, balance refilling, change of password and other data.' The main content area is titled 'Account settings / GPS monitoring / Travel ONLINE / **Friends** / Affiliate program'. Below this, there is a link '> My friends: (0) | Friends' news | Search for new friends'. A red rectangular box highlights a section where a user named 'companyuser' has sent a friend invitation. The text says: 'User companyuser would like to add you as a friend. Comment to the invitation:'. Below this is a text input field containing 'Hi! Lets to be friends!'. There are two buttons: 'Accept the invitation' and 'Reject the invitation'. Two red arrows point to these buttons. Below the invitation section, the user 'companyuser' is listed with a 'Rating: 0.00'. Further down, it shows 'Registration date: 2022-07-19' and 'Country: Estonia'. On the right side, there are links 'Go to trips *' and 'View uploaded tracks *'.

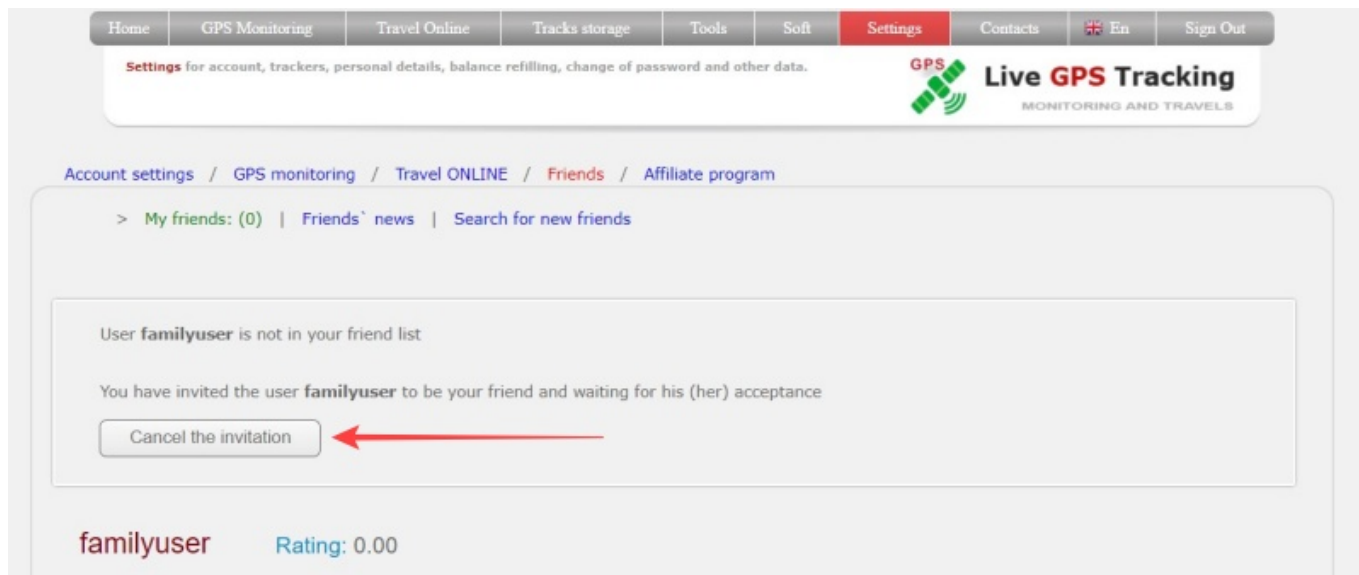
How to cancel invitation

If you want to cancel an invitation:

- Go to [personal area](#) (top menu → **Settings**)
- Go to the “**Friends**” tab
- You will see a block “**Friends awaiting your acceptance:**”, press on user login

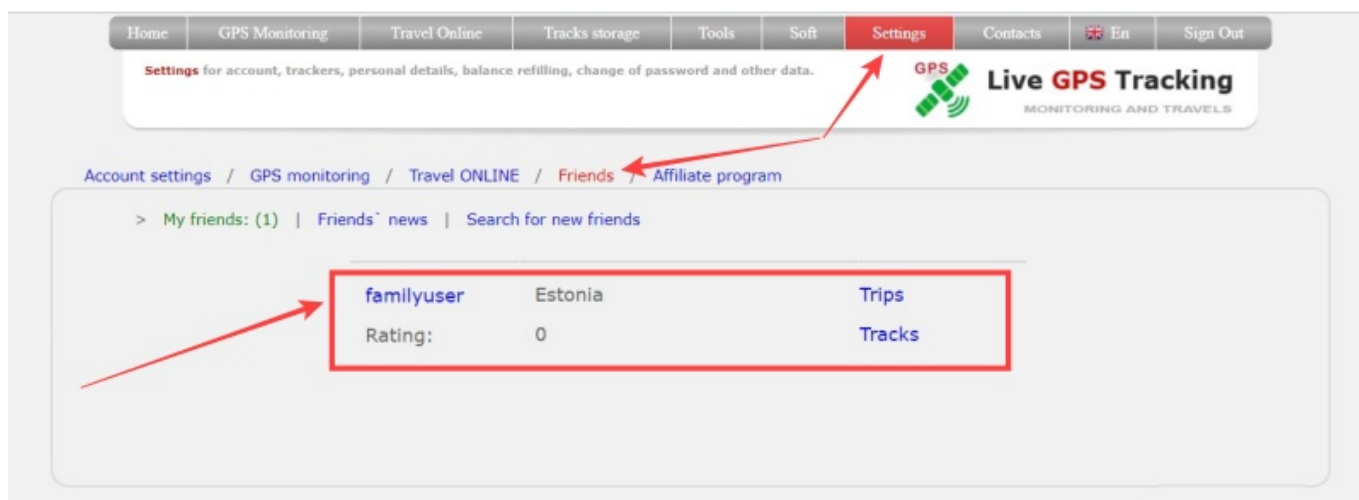
This screenshot shows the 'Friends' section of the Live GPS Tracking website, focusing on the 'Friends awaiting your acceptance' area. The navigation bar at the top is the same as in the previous screenshot, with 'Settings' highlighted in red. The sub-header is also the same. The main content area shows the breadcrumb 'Account settings / GPS monitoring / Travel ONLINE / **Friends** / Affiliate program'. Below this, there is a link '> My friends: (0) | Friends' news | Search for new friends'. A green rectangular box highlights the section 'Friends awaiting your acceptance: (1) - familyuser,'. A red arrow points to the 'familyuser' link. Below this section, there is a link 'Still have no friends? Try searching'.

Press button “**Cancel invitation**”



How to delete friends


- Go to [personal area](#) (top menu → **Settings**)
- Go to the “**Friends**” tab
- Go to the “**My freinds**” tab
- Find user and press on login



- On the user's information page press button “**Remove from the friends list**”
- Confirm your choice and user will be deleted

[Home](#) | [GPS Monitoring](#) | [Travel Online](#) | [Tracks storage](#) | [Tools](#) | [Soft](#) | [Settings](#) | [Contacts](#) | [En](#) | [Sign Out](#)

Welcome! Our service combines not only traditional GPS monitoring of transport, employees, relatives, pets but wonderful world of trips and travels that you can share in the real time.



[> My friends: \(1\)](#) | [Friends` news](#) | [Search for new friends](#)

familyuser **Rating:** 0.00

Registration date: 2021-06-30
Country: Estonia

[Remove from the friend list](#)

[Go to trips *](#)
[View uploaded tracks *](#)

Statistics:

Created	Views number:	Recent activity date:
Trips: 0	0	Not traveled
Tracks: 0	0	No configured tracks
Pionts: 0	0	No points marked

* - Please note that some data may be private and not displayed for that reason

From:
<https://help.livegpstracks.com/> - **LiveGPStacks.com**

Permanent link:
<https://help.livegpstracks.com/doku.php?id=friends>

Last update: **2023/06/30 09:55**

