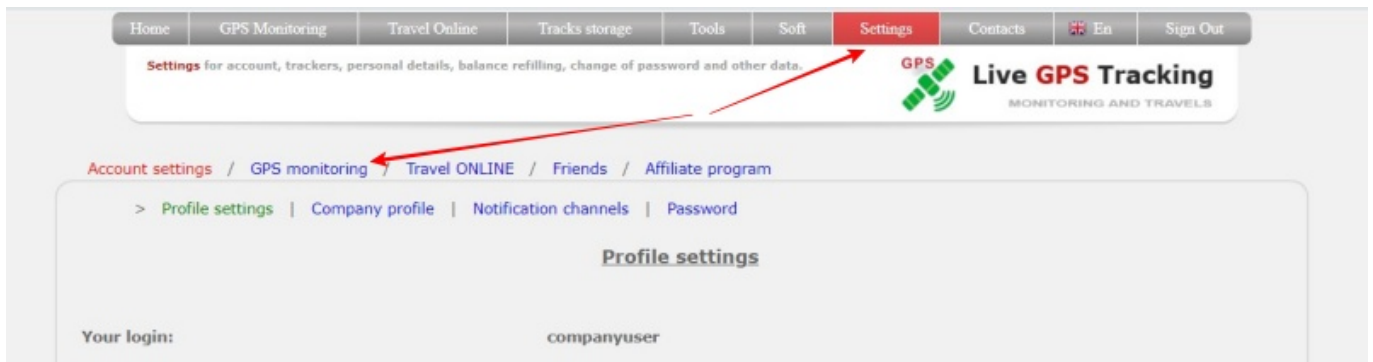
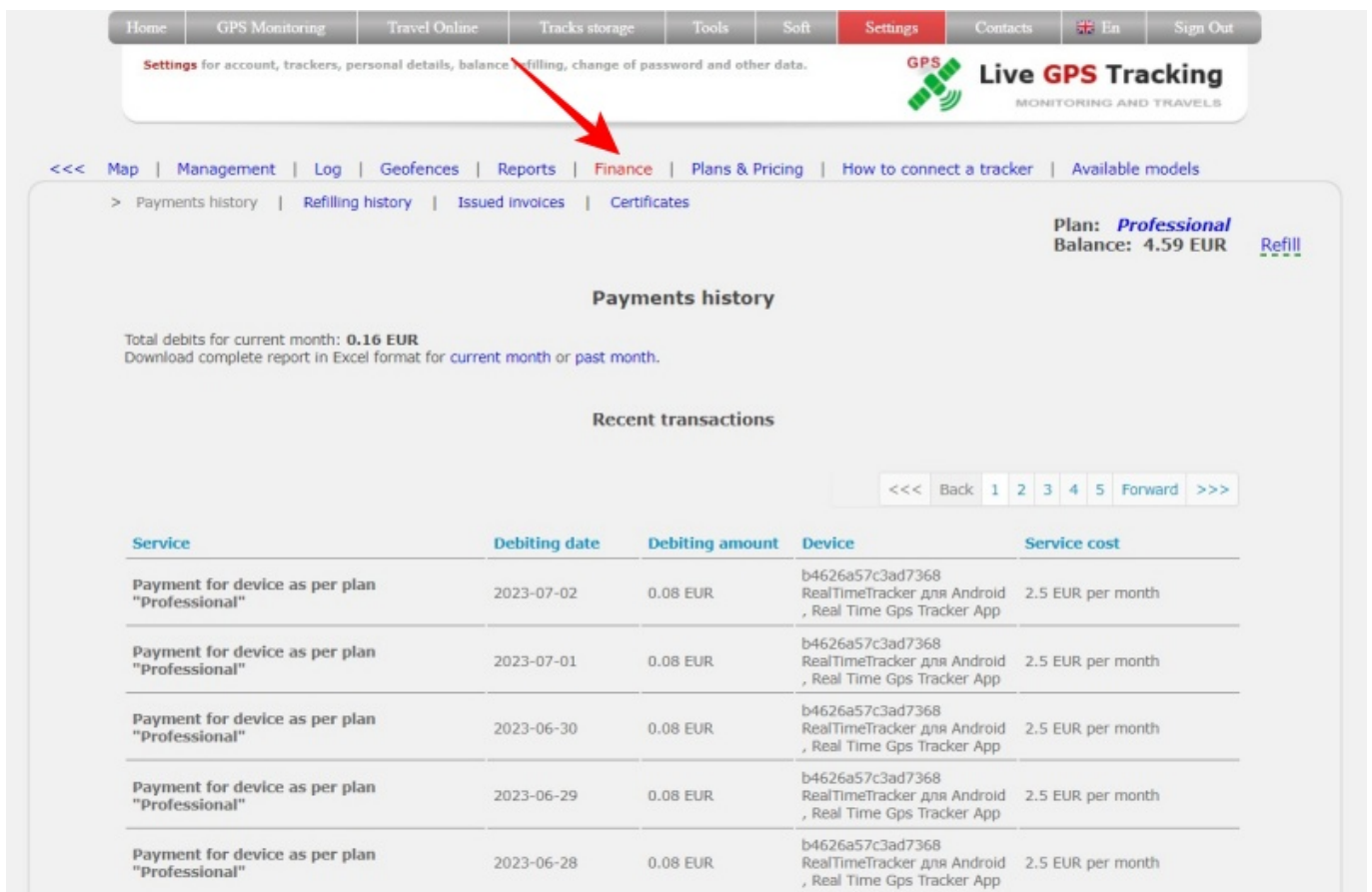


How to look refilling history of balance

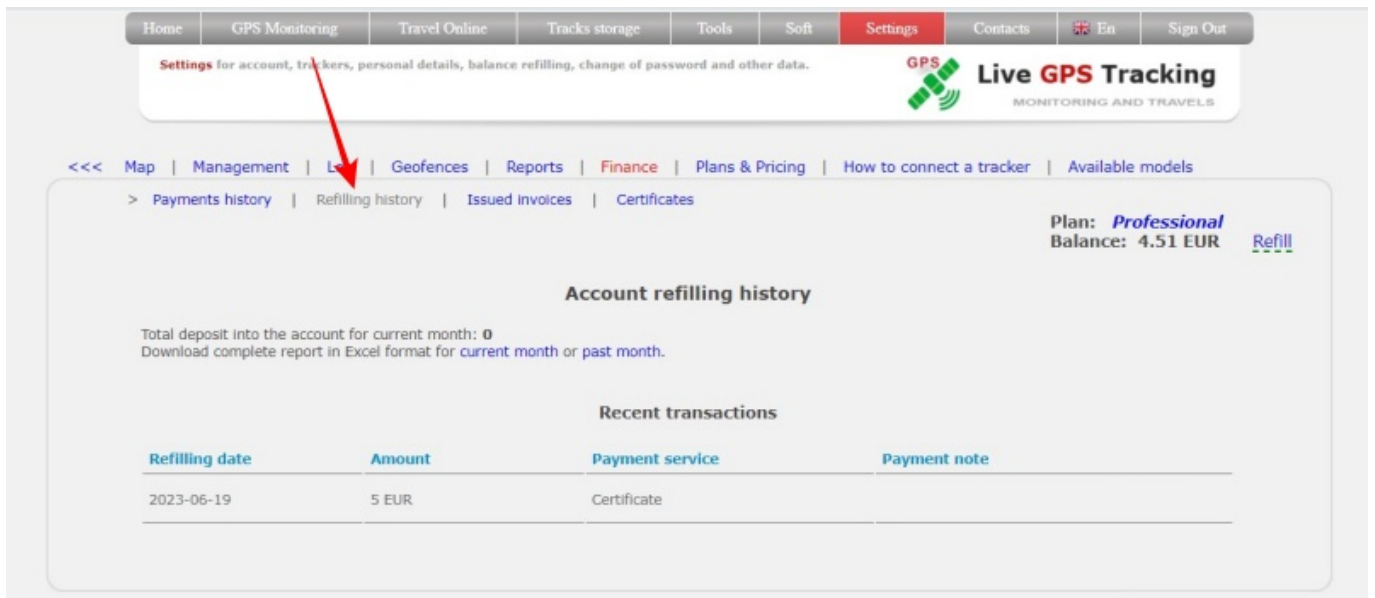
- Goto top menu “**Settings**”
- Press on “**GPS Monitoring**” tab



- Press on “**Finance**”



- Press on “**Refilling history**” tab



The screenshot shows the 'Settings' page for a Live GPS Tracking account. A red arrow points to the 'Refilling history' link in the navigation menu. The main content area is titled 'Account refilling history' and displays the following information:

- Plan: **Professional**
- Balance: **4.51 EUR** [Refill](#)
- Total deposit into the account for current month: **0**
- Download complete report in Excel format for [current month](#) or [past month](#).

Below this information is a table titled 'Recent transactions' with the following data:

Refilling date	Amount	Payment service	Payment note
2023-06-19	5 EUR	Certificate	

On the page you can see the total amount of replenishment of the balance for the current month, a detailed table with the history of replenishment and download data in Excel format

From:
<https://help.livegpstracks.com/> - **LiveGPStracks.com**

Permanent link:
https://help.livegpstracks.com/doku.php?id=how_to_look_refilling_history_of_balance

Last update: **2023/07/03 09:39**

